

SL-10 Hot Tack Tester & Seal Tester

Lako Tool's SL-10 Hot Tack Tester & Seal Tester, is the most precise and consistent **heat seal tester** in the packaging industry!

Testing capabilities include: **heat sealing, heat seal testing and hot tack testing**. The SL-10 Hot Tack and Heat Seal Tester provides critical information needed to determine ideal sealing conditions for packaging films.

SL-10 Hot Tack Tester & Seal Tester Standard Features

- Conforms to ASTM F1921 for **hot tack seal testing**
- Direct touch color screen
- Computer controlled pressure, temperature and dwell time
- Ethernet port, Printer Port, 2 USB Ports, PS/2 Keyboard Port, VGA Monitor Port
- Independent upper & lower sealing temperatures
- Dual load cells for consistent sealing surface pressure
- Measures actual dwell time on the sealing sample
- Safety guards and switches for safe operation
- Case with hardware
- Conforms to ASTM F2029 Standard Practices for Making Heatseals for Determination of Heatsealability of Flexible Webs as Measured by Seal Strength

SL-10 Hot Tack Tester & Seal Tester Optional Features

- Quick Change Seal Jaw Inserts with any seal pattern
- Manual Sample Loading Tray
- Automatic Sample Loading Tray (*recommended to eliminate potential operator inconsistencies while inserting film samples*)
- **Hot tack** / Automatic seal puller
- Phenolic seal jaw tray
- Footswitch
- Anti-trip foot pedal

Benefits of the SL-10 Hot Tack Tester & Seal Tester

The **SL-10 Hot Tack Tester & Seal Tester's** touch-screen computer allows the operator to quickly change key parameters such as pressure, temperature and dwell time.

The built-in dual load cells measure the actual force applied to the film. The computer controlled temperature is assured to $\pm 1.1^{\circ}\text{C}$ ($\pm 2^{\circ}\text{F}$) across the entire width of the film sample.



▲ **Patented Hot Tack Attachment Mounts to the front of SL-10 base unit**

The **SL-10 Hot Tack Tester & Seal Tester** is equipped with a full capacity computer that automatically compiles and graphs test results. The operator can easily recall and view stored test results. Printer and data ports allow the user to create reports and communicate information quickly and accurately.


SL-10 Hot Tack Tester and Seal Tester

Tech Sheet




◀ **Direct Touch Color Screen**

The direct-touch color screen allows the user to quickly change the test parameters (pressure, temperature and dwell time), and will automatically graph test results. Test interfaces include: Heat Seal, Seal Test, Hot Tack, Seal Test Profile, and Hot Tack Profile.



▲ **Automatic Sample Loading Tray**

The automatic sample loading tray *assures* accurate test results by eliminating any chance of user inconsistencies in testing procedures. The automatic tray inserts the sample without variation and enhances safety.



▲ **External Ports: Ethernet, Modem, Printer, Video Out, PS2 Keyboard, 2 USB Devices**

The **SL-10** is equipped with a variety of communication ports for fast and accurate reporting. Test results can be communicated by Ethernet, USB devices or can be sent to an external printer. There are also convenient connections for keyboard, mouse and external monitor.

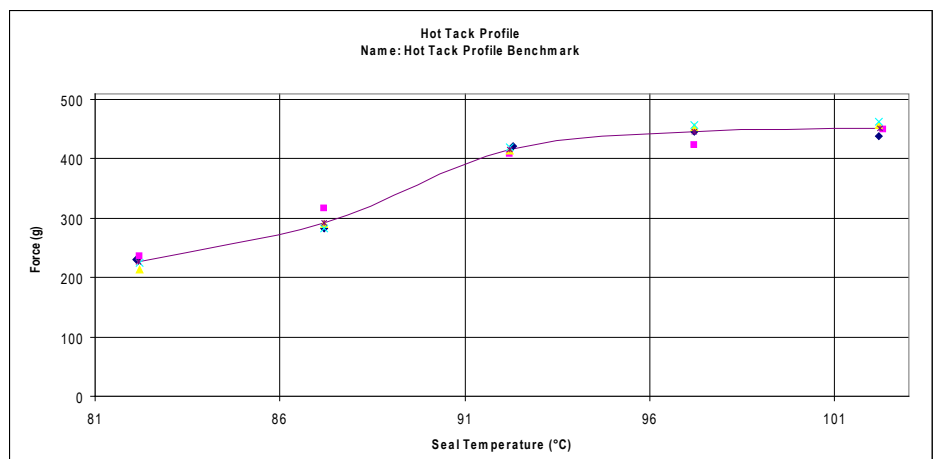
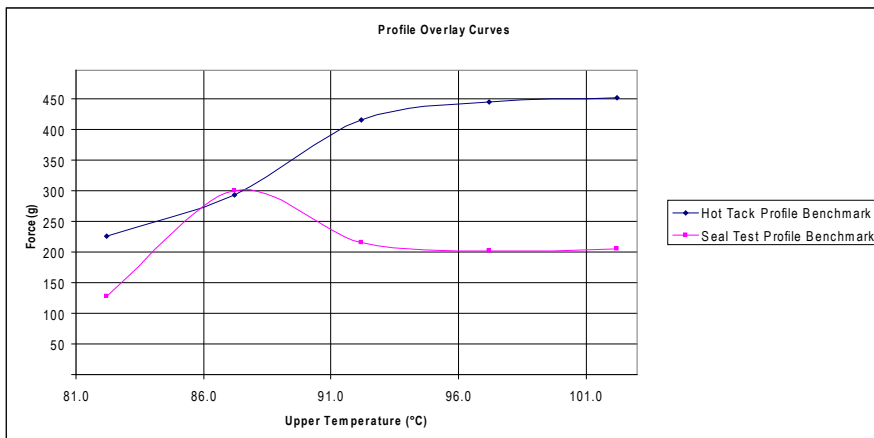
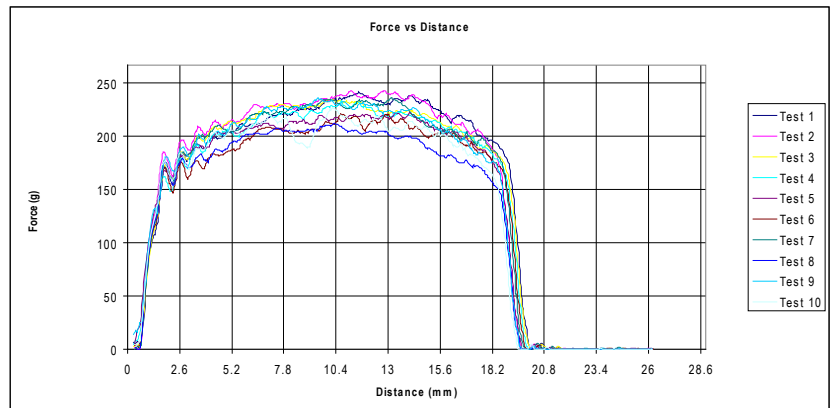
SL-10 Hot Tack Tester and Seal Tester

Excel Worksheets

Excel Export

When used with Microsoft Excel® the **SL-10's** program can export test results and parameters to a spreadsheet automatically. This spreadsheet provides a graphical representation of the data, individual test results, averages, and calculates standard deviation for each test group.

Available exporting scenarios include: Individual Overlay, Profile Overlay, Temperature Group Export, and Profile Export.



SL-10 Hot Tack Tester & Heat Sealer

Performance Data

Sealing Temperature

Range	Ambient - 350°C (662°F)
Resolution	± 0.1°C (0.18°F)
Measuring Accuracy	± 0.70°C (1.26°F)

Hot Tack Peel Load Cell

Capacity	111.2 N (11.3 Kg)
Accuracy	0.1% Full Scale

Seal Load Cell

Capacity	4448.2 N (453.6 Kg)
Accuracy	0.89 N (0.09 Kg)
Calibration	ASTM E-4

Sealing Pressure *(actual pressure applied per unit of film)*

Range	137.9 kpa - 2758 kPa (20 psi -400 psi)
Resolution	.68 kPa (.1 psi)

Sealing Dwell Time

Range	0.20 s - 99.99 s
Resolution	10 ms
Control Accuracy	± 0.025 ms

Sealing Jaw Options

Length	8.0 in (20.32 cm) Maximum
Width	0.5 -1.00 in (12.7 - 25.4 mm)
Seal Surface	Flat, Vertical, Horizontal, Custom or Standard Geometry

*All jaws designed for quick & easy changeover

ASTM F 1921	Test Methods for Hot Seal Strength Hot Tack of Thermoplastic Polymers and Blends Comprising the Sealing Surfaces of Flexible Webs
ASTM F 2029-00	Standard Practices for Making Heatseals for Determination of Heatsealability of Flexible Webs as Measured by Seal Strength
ASTM F 88-00	Seal Strength of Flexible Barrier Materials
Patent #	US 7,179,344

Machine Requirements

Power	110V to 240V 50/60 Hz, 1000 VA
Air (clean, dry)	90psi - 120psi (90psi is recommended)

Physical Specifications

W x D x H	23 in x 20 in x 33 in (58.4 cm x 50.8 cm x 83.8 cm)
Weight	200 lbs. (90.7 kg)



▲ SL-10 shown with Hot Tack Fixture

For more information on **Lako's SL-10 Hot Tack Tester & Heat Sealer**, or any of our products, contact **Testing Machines Inc.** at 302-613-5600 or email: info@testingmachines.com

Main Headquarters

Testing Machines Inc.
40 McCullough Drive
New Castle, DE 19720
Tel: (302) 613-5600
Fax: (302) 613-5619
Info@testingmachines.com

Büchel BV
t/a Messmer Büchel
Fokkerstraat 24, 3905 KV
Veenendaal, Netherlands
Tel: +31 (0)318 521500
Fax: +31 (0)318 540358

Lako Tool and Manufacturing Inc.
7400 Ponderosa Road
Perrysburg, Ohio 43552
Tel: (419) 662-5256
Fax: (419) 662-8225

Lawson Hemphill
1658 G A R Highway
Swansea, MA 02777
Tel: (508) 679-5364
Fax: (508) 679-5396
Information@
lawsonhemphill.com

Adamel Lhomargy SARL
Z.A. de l'Habitat, Bâtiment 6
Route d'Ozoir, 77680
Roissy en Brie, France
Tel: +33 (0) 1 64402910
Fax: +33 (0) 1 64409211

TMI Canada
40 McCullough Drive
New Castle, DE 19720
Tel: (302) 613-5600
Fax: (302) 613-5619
canada@testingmachines.com

